

FIONA'S FLORAL DESIGNS INFORMATION GUIDE

2024/25



WELCOME

Hello and congratulations on your upcoming event! Whether you're getting married, celebrating a milestone, or hosting a special occasion, there are so many exciting things to plan, and I'm thrilled to be a part of it.

While there is a lot to consider for your special day or event, I'm here to help you feel at ease and assure you that your floral styling, mirror photo booth, audio guest book, and even floral workshops for hens parties are all in capable hands. My objective is to simplify the entire process, from your initial inquiry to providing quotes, consultations, and, most importantly, bringing your floral vision to life while coordinating with these additional services and experiences.

I've created this information booklet to address any questions you may have, provide you with a price guide, and offer some inspiration for the big day and all associated events, including the hens party workshops.

If you still have any questions, whether it's about the florals, styling, the mirror photo booth, audio guest books, or floral workshops for hens parties, please don't hesitate to reach out to me via email or phone call.

I'm here to support you every step of the way, ensuring your event and all its related activities are memorable and stress-free."



Fiona xxxxx



0426 546 469



@fionas_floral_designs



fionasfloraldesigns@outlook.com



facebook.com/fionasfloraldesigns



www.fionasfloraldesigns.com.au

THE BOOKING PROCESS

Initial Enquiry: When enquiring with me, I recommend sending an enquiry via email or hitting the get in touch button on my website. There are certain details required initially for me to know if I will be available, such as your wedding/event date and venue. I will reply within 24 to 48 hours via email.

Initial Consultations: I love having phone consultations or meeting for coffee as this helps me gain a good understanding of your vision, have a few laughs and allows me to easily communicate and discuss the elements of your event. Please let me know if you would like to book this in. For those who like to keep things more online, there is a consultation form that you can fill in for me.

Quoting: Once I have all the needed details, I put together a bespoke package for you. This includes a quote with detailed pricing, a description of your styling, and mood boards. You will receive this within 7 days of your enquiry/consultation.

Securing Your Date/Payments: I require a 25% deposit and a signed contract at the time of booking to secure your date. The remaining 75% is due 3 weeks prior to your event/wedding day. Keep in mind - *No dates are held without a deposit and a signed contract.*

Final Consultations: In the lead up to your event/wedding day, I will keep in touch and arrange a final consultation to confirm the finer details with you and make sure there are no final changes to your styling.

Your Wedding/Event Day: Your florals, photo booth and/or audio guest book will be delivered and set up for you at the specified location and time. Relax and enjoy your day, knowing everything is taken care of.



FLORAL STYLING & PRICE GUIDE

I have listed a few options for areas you might like to have styled with florals and the price range for each. You may want all of them or you may want just a few! These options are not limited to the below and I can assist with deciding which areas are most important to you and how we can work together to stay within your budget.

BRIDAL PARTY

Bridal Bouquet: \$200 - \$450 on average, depending on style and flowers chosen. However, if you are wanting a wired bouquet or large cascade bouquet full of orchids and premium flowers, then the price will go up accordingly.

Bridesmaid Bouquets: \$170 - \$300 depending on the lushness and size desired.

Buttonholes/Boutonnieres: \$20 - \$45 each. These prices are for the more popular flowers, such as spray roses, carnations and lisianthus. If you are wanting more premium flowers such as orchids the price will go up accordingly. Generally worn by the groom, groomsmen, fathers of the couple and the page boy.

Corsages: \$35 - \$50 each, depending on the size and flowers chosen. Option of being pinned onto the outfit or designed to be worn on the wrist. Generally worn by the mothers of the couple.

Flower Circlet/Crown: \$50 - \$100 depending on size and flowers choices. Full circlet or half available, often worn by brides, bridesmaids or flower girls.



CEREMONY

The items listed below are some of the most common ceremony arrangements I do. The list is not comprehensive and I have a lot of ideas and suggestions I can share with you to make your ceremony unique to you two.

The below costs do not account for GST, installation set-up or pack-down fees, delivery fees or hire fees for arbours, stands, glassware etc.

Welcome Sign: \$55 - \$200 depending on the size and if florals are designed on the sign and/or on the ground in front.

Pew Ends/Aisle Markers: \$35 - \$300 each, depending on size and style. Pew ends are generally small floral bunches attached to chairs, where as aisle markers are multiple ground arrangements lining the aisle, ranging in size from small floral bunches in glassware to large floor arrangements.

Ceremony Backdrop Installations: \$700 - \$5,000 depending on size and style. A simple corner spray is going to cost on the lower end whilst a full lush floral arch overflowing with blooms will be on the higher end. Installations require a lot of product and are done on site, often needing additional team members to get the job done in the venues allocated time frame. These arrangements are often designed on a structure such as an arbour, half moon shaped florals on the ground, or floral arrangements on plinths.

Signing Table: \$50 - \$100 for a small arrangement to style the table, for larger more elaborate designs the price will go up accordingly.

Urn Arrangements: \$500 - \$1,500 depending on size and flowers chosen.



RECEPTION

There are plenty of options for decorating the tables at your reception. I can discuss options during our consultation but below is a snapshot of the most common set-ups I create.

Bridal Table Feature: \$400 - \$2,500 depending on size and florals chosen. This is a front-facing installation that sits at the front of a horizontal table, where you and your partner are seated at the reception. Florals can be designed for the entire length or partial length of the bridal table. Florals can be on the table and/or on the ground in front.

Guest Tables: \$45 - \$500 depending on style and size of florals chosen. From small to large arrangements and/or minimalistic floral bud vases.

Seating Chart: \$55 - \$200 depending on the size and if florals are designed on the sign and/or on the ground in front.

Hanging Installations: \$1,000 - \$5,000 depending on the size and flowers chosen. Hanging installations are impactful designs to hang from the ceiling, they require a lot of product and are done on site, often needing additional team members to get the job done in a short time frame.

Fireplace Mantel: \$500 - \$1,000 depending on size. These arrangements adorn the top of a fireplace.

Bar: \$45 - \$100 florals designed to sit on the corner of the bar.

Wishing Well: \$50 - \$150 small to medium floral arrangement to style the table.

Wedding Cake: \$50 - \$100 depending on the florals chosen. The flowers are wired and placed onto the wedding cake to complement the design.



STYLING

I offer a range of styling items available for hire, to complement your florals and venue. I absolutely love adding a dreamy, romantic touch to your wedding/event by lighting up your space with candles and decorative pieces to your tables.

Please chat with me during your consultation about what styling items you are looking to hire.

A few examples of styling items I can offer are:

- Candle range
- Tea light holders
- Candelabras
- Table numbers
- Wishing well suitcases
- Arbours, stands and plinths
- Signage/frames
- Urns
- Easels
- Vases



WEDDING COLOUR PALETTES

"Choosing your wedding colours is a task the couple needs to tackle early on. The wedding colour palette will guide many of your other decisions like your wedding invitation design, bridesmaids' dresses, and overall floral décor."

Are you yearning for a bright, bold, and energetic celebration or a more subdued and elegant atmosphere?

Your wedding colour palette can also greatly influence the feeling of your venue and the clarity of your wedding theme. Beach-themed weddings often feature a prominent blue scheme. Rustic weddings on the other hand feature more naturalistic and lighter colours.

Deciding on your wedding colours may also be dependent upon the season you're getting married. Certain wedding colour palettes have strong associations with different times of the year. Having a red, burnt orange, and mustard colour scheme may be perfect for autumn, but not a great fit for a spring celebration.


As you begin to explore you and your partner's wedding colour palette ideas, remember to keep both your wedding venue and wedding date in mind. Once you decide on a colour scheme that matches your tastes and styles, you can begin putting that beautiful colour palette to good use.

Below are some examples of popular wedding colour palettes.


Green & Ivory




Burgundy & Pink




Blush Pink & Cream




Peach & Pink



Purple, Violet & Yellow



Burgundy, Red & Green



Pastels




Peach, White & Green



A touch of Blue



Bright & Bold



GALLERY



GALLERY



BUBBLY BOUQUETS FLORAL WORKSHOPS

Let Fiona host an unforgettable hens party with her captivating "Bubbly Bouquets Floral Workshops." Elevate the celebration as you and your group immerse yourselves in the art of flower arrangement.



Fiona offers 3 different classes to choose from, Flower Crown making, Bouquet making or pot arrangement designing. Held in Fiona's charming home studio for smaller gatherings of up to 10 or brought to your chosen venue for larger hens parties. The workshops run for 2 to 3 hours.



These workshops offer a delightful fusion of taste and artistic expression, complete with a glass of bubbly and snacks to fuel your celebration. The result: cherished memories, newfound skills, and beautiful floral creations that capture the spirit of your hens party.

What will attendees receive?

- All flowers, tools and equipment will be provided for guests to use whilst participating in the workshop.
- A glass of bubbly and snacks will be provided on arrival.
- All guests will have the pleasure of taking home their exquisite floral creations.



MIRROR PHOTO BOOTH

The Mirror Photo Booth is a magical, interactive photo booth experience for all. Our unique photo booth attracts all audiences with its charming design, interchangeable frames, and exciting features. The full-length mirror offers a sleek design and a user-friendly interface, communicating with participants through a touch screen of colourful animations.

Our Mirror Booth captures professional-grade photographs with a Canon DSLR camera which is hidden out of site, behind the mirrors glass.

Receive 20% off the Mirror Booth Hire when you book your wedding florals with Fiona. For more information about our Photo Booths head to www.photoboothqueens.com.au



Bronze Package

\$750

- 3 Hours Rental included
- Unlimited photo sessions
- Friendly mirror booth assistant
- Premium quality double strip printed photos (6x2)
- All high res images on USB
- SMS text share options
- Choice of templates and screen designs from our range.
- Customised text
- Prop Box
- Choice of frames
- Free Delivery (Sydney Metro)
- Set-Up & Removal Included

Silver Package

\$900

- 4 Hours Rental included
- Unlimited photo sessions
- Friendly mirror booth assistant
- Premium quality printed photos with choice of 6x2 or 6x4 layouts
- All high res images on USB
- SMS text share options
- Customised Photo Template
- Customised Screens with event theme, colours, logo and text
- Prop Box
- Choice of Frames
- Choice of Backdrop
- Free Delivery (Sydney Metro)
- Set-Up & Removal Included

Gold Package

\$1050

- 5 Hours Rental included
- Unlimited photo sessions
- Friendly mirror booth assistant
- Premium quality unlimited printed photos with choice of 6x2 or 6x4 layouts
- All high res images on USB
- SMS text share options
- Customised Photo Template
- Customised Screens with event theme, colours, logo and text
- Filter Options Available
- Animated Gif Options Available
- Premium quality prop box + wedding theme props
- Choice of Backdrop
- Personalised Photo Album supplied.




LED PHOTO BOOTH

The LED Social Selfie Photo Booth is our newest photo booth addition. This modern, sleek, & fun photo booth takes the perfect selfie, with adjustable angles and exciting features. The LED Social Selfie Photo Booth engages participants with vibrant animated visuals on a user-friendly touchscreen.

Our LED Social Selfie Booth captures professional-grade photographs with a Canon DSLR camera which is hidden out of site inside the booth.

Receive 20% off the Mirror Booth Hire when you book your wedding florals with Fiona. For more information about our Photo Booths head to www.photoboothqueens.com.au



Bronze Package \$650

- 3 Hours Rental included
- Unlimited photo sessions
- Friendly mirror booth assistant
- Premium quality double strip printed photos (6x2)
- All high res images on USB
- SMS text share options
- Choice of templates and screen designs from our range.
- Customised text
- Prop Box
- Free Delivery (Sydney Metro)
- Set-Up & Removal Included
- Add a backdrop for \$75

Silver Package \$800

- 4 Hours Rental included
- Unlimited photo sessions
- Friendly mirror booth assistant
- Premium quality printed photos with choice of 6x2 or 6x4 layouts
- All high res images on USB
- SMS text share options
- Customised Photo Template
- Customised Screens with event theme, colours, logo and text
- Prop Box
- Choice of Backdrop
- Free Delivery (Sydney Metro)
- Set-Up & Removal Included

Gold Package \$950


- 5 Hours Rental included
- Unlimited photo sessions
- Friendly mirror booth assistant
- Premium quality unlimited printed photos with choice of 6x2 or 6x4 layouts
- All high res images on USB
- SMS text share options
- Customised Photo Template
- Customised Screens with event theme, colours, logo and text
- Filter Options Available
- Animated Gif Options Available
- Premium quality prop box + wedding theme props
- Choice of Backdrop
- Personalised Photo Album supplied.



PHOTO BOOTH SCREEN DESIGNS

Below are some examples of screen designs used by previous photo booth clients. You may wish to use a favourite design from below or send us your event design theme colours and invitation to personalise for your event.

Mirror Photo Booth Designs



LED Photo Booth Designs



PHOTO BOOTH TEMPLATE LAYOUTS

We offer a variety of template layouts consisting of 2-4 photos on each.

Once a template layout is selected, the template will be customised with your selected theme and text e.g. *name and date*.

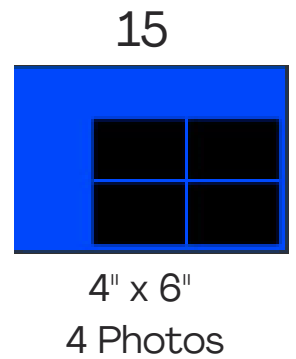
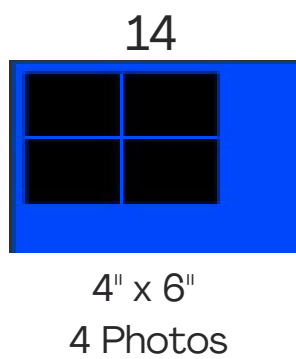
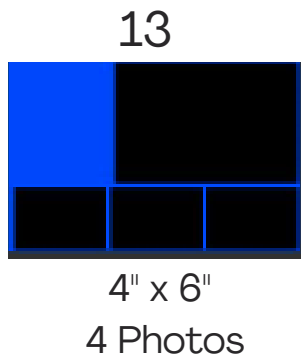
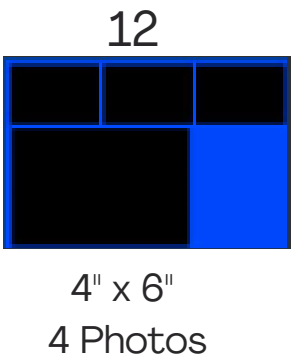
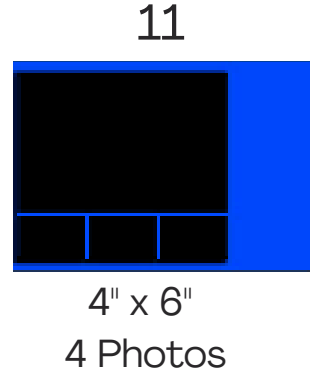
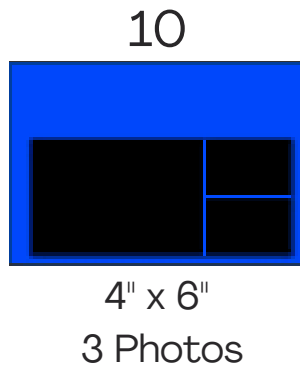
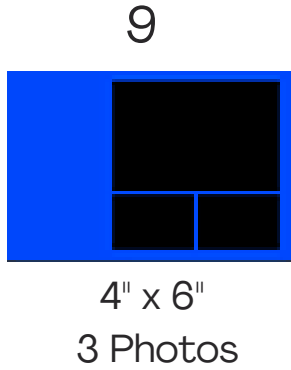
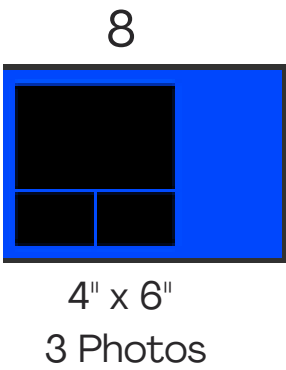
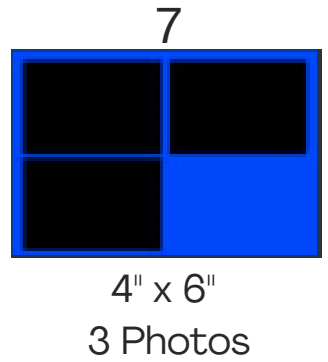
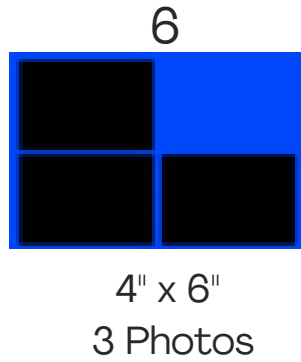

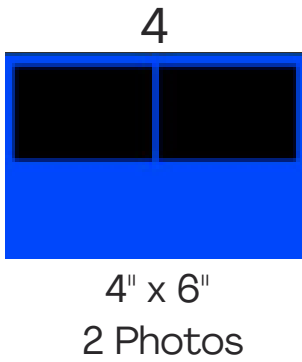





PHOTO BOOTH TEMPLATE THEMES

Below are some examples of template themes used by previous photo booth clients. You may wish to use a favourite theme from below or send us your event design theme colours and invitation to personalise for your event. Often clients choose to match the template theme to their screen design.



Layout Recommendations - Without a Backdrop

Our mirror photo booth is best set in a corner of the venue or against a wall, with close proximity to a power point. Guests stand approximately a 1.5m distance in front of the booth to have their photos taken. The booth is 75cm wide, 60cm deep and 130cm tall. Additionally, a 4ft-6ft trestle table is required adjacent to the photo booth for props and signing of the guestbook (*provided on request*).

An area of 2.5m x 2.5m is recommended.




Layout Recommendations - With a Backdrop

Our mirror photo booth with a backdrop requires a solid wall space of 2.5m to display the backdrop. Guests stand in front of the backdrop with the mirror photo booth positioned approximately 2m in front of the backdrop. A power outlet is required nearby. A power cord will be run from the booth to the outlet with tape or a secure cover to avoid a trip hazard. The booth is 75cm wide, 60cm deep and 130cm tall. Additionally, a 4ft-6ft trestle table is required adjacent to the photo booth for props and signing of the guestbook (*provided on request*).

An area of 3.5m x 3m is recommended.

Backdrop Choices



AUDIO GUEST BOOK

An audio guestbook is a modern twist on the traditional guestbook. Instead of relying solely on written messages, an audio guestbook allows individuals to leave personalised audio recordings to commemorate special occasions or events. It captures the heartfelt voices, emotions, and well-wishes of guests, creating a unique and immersive experience.

With an audio guestbook, each guest can record their messages, well wishes, or words of wisdom simply by picking up the telephone handle. Recordings are stored securely on the device and once the telephone is collected/mailed back to us, a link to all mp3 and mp4 files will be emailed.

The beauty of an audio guestbook lies in its ability to preserve the authentic voices and sentiments of loved ones, creating a timeless keepsake that can be cherished for years to come. Whether it's a wedding, anniversary, birthday, or any other milestone event, an audio guestbook adds a personalised touch that goes beyond the written word. It offers a dynamic and engaging way to capture memories and create a lasting record of the special moments shared among family, friends, and loved ones. An audio guestbook truly brings a unique dimension to any occasion, leaving a lasting impression and preserving precious memories in a truly distinctive manner.



Receive 50% off Audio Guestbook hire when booked in combination with wedding florals from Fiona's Floral Designs or in combination with our Mirror Photo Booth.

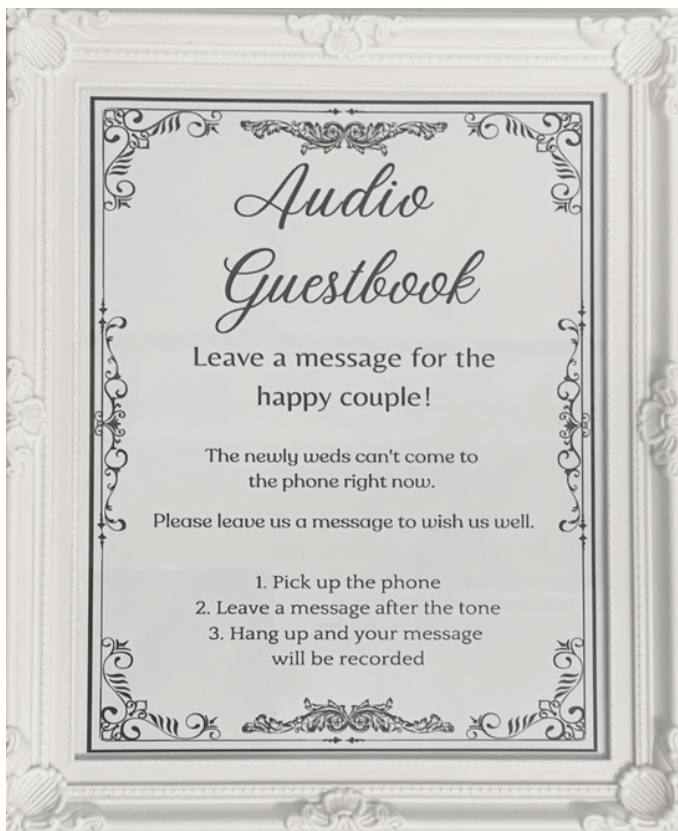


AUDIO GUEST BOOK HIRE COST

Our exceptional audio guestbook hire price is \$250.

Included in your hire package are the following offerings:

- Audio Guest Book that is fully charged and equipped with your custom-made greeting (teal or white, more colour choices coming soon).
- Personalised photo frame signage detailing instructions on leaving a message.
- A USB charging cable (just in case).
- An online collection of all recorded audio messages in MP3, and an MP4 file format of all combined recordings.
- Mailed free of charge, Australia-wide or personally delivered to local Sydney locations.



MEET FIONA

Hi, I'm Fiona, the owner and floral stylist of Fiona's Floral Designs. My studio is based in Mays Hill, Western Sydney, meaning I'm central to many beautiful wedding locations. I happily service the Greater Sydney Area, Blue Mountains, Central Coast and Southern Highlands regions. However, if you have a destination wedding in mind, I'm happy to chat!

I attended Pearsons School of Floristry where I graduated with a Certificate III in Floristry. My passion and love of creating beautiful bespoke designs continues to grow and evolve each year. In 2020 I created Fiona's Floral Designs. In 2022 I was awarded 3rd place at the Sydney Royal Easter Flower & Garden Show in the "Surprise Display" category.



Fiona's Floral Designs is a bespoke wedding and events floral stylist. I take pride in creating romantic, vintage, classic, lush, and bold floral designs, with a focus on making your floral vision come to life on your wedding day. I believe flowers have a unique uplifting impact on every space and each person that is around them.

I design each wedding carefully, ensuring that I tailor to each clients needs and style.

I can't wait to meet you and hear all about your wedding plans.

How far in advance should I enquire about wedding florals?

I recommend reaching out 12 months from your wedding date. Although, I can secure dates closer to your wedding, depending on availability!

Peak wedding season (September through to March) books out fairly quickly.

What happens to the flowers and styling items after the wedding?

If you have hired any styling items or have large installations to be removed a bump out fee will be added to your invoice. This means at the end of your wedding my team and I come back onsite to pack up all hired items and remove and dispose of any unwanted florals.

I always suggest taking flowers home so you and your guests can enjoy them for a little bit longer!

Do you have a minimum spend?

Yes, my minimum spend is \$1,000 for florals picked up from my Mays Hill Studio, or \$1,300 for florals being delivered to your wedding locations.

Can we have our ceremony florals reset for our reception?

I'm happy to talk to you about resetting flowers from the ceremony to the reception but please keep in mind the following things:

- There is a reset fee to account for the extra time the floral team will need to stay on site.
- Flower quality can be compromised by external factors such as weather, especially in summer.
- There needs to be enough time between the ceremony and reception to complete the resets. Travel time between venue locations should also be factored in.
- Consider if the arrangements being reset are adding aesthetic value or if the price of the reset fee would be better spent on florals specifically designed for your reception needs.

How do I know which flowers will be available or which types of flowers to include?

I can discuss which flowers will be in season at the time of your wedding and which flowers you like and dislike. As availability always changes, I can never guarantee specific flower types requested but the flowers selected will always represent the overall style of your wedding. I generally like to work with a colour palette and a particular style and select flowers which will complement this.